

Om

Schackma Gandhis kombinationskörkort

Den pedagogiska idén med Schackma Gandhis kombinationskörkort är att barnet inom ramen för ett stimulerande koncept lär sig konsten att kombinera. Genom att lösa ark med uppgifter tränar sig barnet på att känna igen och bruka följande sex kombinationsteman: hota dubbelt, gaffel, bindning, avdragare, instängning, samt överlastning.


De sex temana har tre olika svårighetsnivåer. När barnet har klarat ett uppgiftsark bockar ledaren av arkets tema och nivå på barnets körkort. När alla ringar är ifyllda får barnet sitt schackkörkort.

Till uppgifterna finns det tydliga svar, vilket gör att barnen själva kan rätta. Därmed är konceptet lämpligt som extramaterial i schackundervisningen. Målgrupper är de barn som är lite snabbare på problemlösning än de andra, eller de barn som snabbt blivit färdiga med sina schackpartier och väntar på att de andra ska bli klara.


Tanken är att ledaren kopierar upp alla ark med uppgifter som följer, och att han eller hon delar ut dem när behov finns. Där till ska varje barn som börjar lösa uppgifterna få ett individuellt schackkörkort. Ledaren måste därför i förväg ha kopierat upp dessa, vilket kräver dubbelsidig kopiering, och att körkortet klipps ut.

Givetvis kan materialet användas även utan konceptet med kombinationskörkort.


KOMBINATIONSKORT
NAMN




KOMBINATIONSKORT
NAMN




KOMBINATIONSKORT
NAMN




KOMBINATIONSKORT
NAMN



KOMBINATIONSKORT
NAMN




KOMBINATIONSKORT
NAMN



KOMBINATIONSKORT
NAMN



KOMBINATIONSKORT
NAMN



DH G A I Ö B

* ○ ○ ○ ○ ○ ○

** ○ ○ ○ ○ ○ ○

*** ○ ○ ○ ○ ○ ○

DH G A I Ö B

* ○ ○ ○ ○ ○ ○

** ○ ○ ○ ○ ○ ○

*** ○ ○ ○ ○ ○ ○

DH G A I Ö B

* ○ ○ ○ ○ ○ ○

** ○ ○ ○ ○ ○ ○

*** ○ ○ ○ ○ ○ ○

DH G A I Ö B

* ○ ○ ○ ○ ○ ○

** ○ ○ ○ ○ ○ ○

*** ○ ○ ○ ○ ○ ○

DH G A I Ö B

* ○ ○ ○ ○ ○ ○

** ○ ○ ○ ○ ○ ○

*** ○ ○ ○ ○ ○ ○

DH G A I Ö B

* ○ ○ ○ ○ ○ ○

** ○ ○ ○ ○ ○ ○

*** ○ ○ ○ ○ ○ ○

DH G A I Ö B

* ○ ○ ○ ○ ○ ○

** ○ ○ ○ ○ ○ ○

*** ○ ○ ○ ○ ○ ○

DH G A I Ö B

* ○ ○ ○ ○ ○ ○


** ○ ○ ○ ○ ○ ○

*** ○ ○ ○ ○ ○ ○


Dubbelhot 1

Vad gör vit i ställningarna nedan?


1)




4)




2)




5)



3)




6)




Facit - Dubbelhot 1

1)




1.f2-f4

2)




1.Td2-d7

3)




1.Le3-d4+ följt av Ld4xc3

4)




1.De3-c3+ följt av Dc3xa5

5)



1.De3-e7+ följt av De7xh4

6)




1.Kd3-d4 följt av Kd4xc5 eller Kd4xe5


Dubbelhot 2

Vad gör vit i ställningarna nedan?


1)




4)




2)




5)



3)




6)




Svar - Dubbelhot 2

1)




1.Df3-f5 (Vit hotar Df5-h7 matt) g7-g6
2.Df5xd7

2)




1.De2-e4 (Vit hotar Df5-h7 matt) g7-g6
2.De4xb7

3)




1.Lf3-e4 (Vit hotar Dh4-h7 matt) g7-g6
2.Le4xb1

4)




1.Sf3-g5 (Vit hotar De4xh7) g7-g6
2.Sg5xf7+

5)



1.Lf1-d3 (Vit hotar Dh4xh7 matt) g7-g6
2.Ld3xc2

6)




1.De3-d3 (Vit hotar Dd3xh7 matt) g7-g6
2.Dd3xa6


Dubbelhot 3

Vad gör vit i ställningarna nedan?


1)




4)




2)




5)



3)




6)




Svar - Dubbelhot 3

1)




1. Te1xe8+ Kf8xe8 2. Lf3-c6+ följt av
3. Lc6xb5.

2)




1. Sf5xe7 Kf8xe7 2. Le3-c5+ följt av
3. Lc5xb4.

3)




1. Th2xh5 Kg6xh5 2. Te1-e5+ följt av
3. Te5xd5.

4)




1. Sd3xc5 Kd6xc5 2. d2-d4+ följt av
3. d4xe5.

5)



1. Ld4xg7 Kg8xg7 2. Df3-c3+ följt av
3. Dc3xa5.

6)




1. Dd5xf3 Tc3xf3 2. Le6-d5 följt av
3. Ld5xf3 eller xb7.


Gaffel 1

Vad gör vit i ställningarna nedan?


1)




4)




2)




5)



3)




6)




Facit - Gaffel 1

1)




1.Sd5-f6+ Kg8-h8 2.Sf6xd7

2)



1.Se6-g5+ Kf7-g7 2.Sg5xe4


3)



1.Sd5-c7 Ke8-e7 2.Sd5xa8

1.Sd5-c7 Dd8xc7 2.Tc1xc7


4)



1.Sg4-f6+ Lg7xf6 2.Sh5xf6+ Kg8-g7


3.Sf6xd7.

5)



1.Sd4-e6 Td8-e8 2.Se6xg5

6)




1.Se6-d4 Tc6-c4 2.Sd4xf5

1.Se6-d4 Tf5-e5 2.Sd4xc6


Gaffel 2

Vad gör vit i ställningarna nedan?


1)




4)




2)




5)



3)




6)




Facit - Gaffel 2

1)



1. Te1xe8 Dd8xe8 2. Sd5-c7+ Ka8-b8
3. Sc7xe8


2)



1. Sf5-e7+ Kg8-h8 2. Se7xc8


1. Sf5-e7+ Dc5xe7 2. Da3xe7

3)




1. Df3xd5 De6xd5 2. Sf5-e7+ Kg8-h8
3. Se7xd5

4)



1. Td1xd8+ Tc8xd8 2. Se4-f6+ Kg8-g7
3. Sf6xh5


5)



1. Se4-f6+ Kg8-h8 2. Sf6xd5

(Observera att springaren inte kan slås på f6 eftersom svarts kung då hamnar i schack.)

6)




1. e3-e4 Sf5-d4 2. Sc4-d6+ Kf7-e8 3. Sd6xc8


Gaffel 3

Vad gör vit i ställningarna nedan?


1)




4)




2)




5)



3)




6)




Facit - Gaffel 3

1)




1.Ld4xc6 Kg8xg7 2.Sf3-d4 Df5-f6
3.Sf3xc6

4)




1.Sc3-d5+ Ke7-f7 2.Sd5-b6 Dc8-d8
3.Sb6xa8

2)




1.Le3xc5 Dd6xc5 2.Sf4-e6+ Kf8-f7
3.Se6xc5

5)




1.Sf5xe7 Sg8xe7 2.Sd5-f6+ Kd7-d8
3.Sf6xh5

3)



1.Ld5xc6 Se5xc6 2.Sc3-d5 Df6-g5
3.Sd5xe7+

6)




1.Le4-f5 De6xf5 2.Sd5-e7+ Kc8-b8
3.Se7xf5


Avdragare 1

Vad gör vit i ställningarna nedan?


1)




5)




2)




5)



3)




6)




Facit - Avdragare 1

1)




1. Le3xb6+ Ke8-f8 2. Lb6xc7

2)




1. Td5-d7+ Ka8-b8 2. Td7xe7

3)




1. Sd5-f6+ Kd8-e7 2. Sf6xg4

4)




1. Te5-e8+ Kh8-g8 2. Te8xc8

5)

1. Se4-f6+ Se5-f3+ 2. Lg2xf3+ g4xf3
3. Sf6xh5

6)




1. Le2-f3 Ta8-b8 2. Te1xe7


Avdragare 2

Vad gör vit i ställningarna nedan?


1)




4)




2)




5)



3)




6)




Facit - Avdragare 2

1)




1.Sd4-f5 Db6-d8 2.Sf5xh6

2)




1.Sf5-h6+ Kg8-h8 2.Dg4xe6

3)




1.Sc5-e6 Dg5-h6 2.Ld4xb6

4)




1.Sd3-e5 Dg6-f5 2.De2xa6

5)



1.Dc4xf7+ Kg8xf7 2.Sf3-e5+ Kf7-g8
3.Se5xc6

6)




1.Sg6-f8+ Kh7-g8 2.Sf8-e6 Dc7-e7
3.Se6xd8


Avdragare 3

Vad gör vit i ställningarna nedan?


1)




2)




3)




4)



5)




6)




Avdragare 3

1)




1.Ld4-e3 Th6-h8 2.Td1xd7

4)




1.Sd6-e4+ Kd7-e7 2.Se4-f6 Th5-h8
3.Sf6xg8+

2)




5)




1.Te4-a4+ Ka8-b8 2.Ta4-a8 matt.

3)



1.Dg3xc7+ Kb8xc7 2.Sc3xd5+ Kc7-d8
3.Sd5xf6

6)




1.Sf5xg7 Kg8xg7 2.Le3xh6+ Kg7xh6
3.De2xe8


Instängning 1

Vad gör vit i ställningarna nedan?


1)




2)




3)




4)



5)




6)




Svar - Instängning 1

1)




1. c4-c5 och löparen är instängd.

2)




1. Sb5-c7 och tornet är instängd.

3)




1. g2-g4 och springaren är instängd.

4)




1. Td2-d8 och springaren på b8 är instängd.

5)

1. f4-f5 Lg6xf5 (1...Lg6-h5 2. Le2xh5)
2. Tf1xf5

6)




1. Te2-e8 Df8xe8 2. Te1xe8


Instängning 2

Vad gör vit i ställningarna nedan?


1)




2)




3)




4)



5)




6)




Svar - Instängning 2

1)




1. Tf1-b1 och damen på b2 är instängd.

2)




1. c4-c5 b6-c5 2. b4xc5 och löparen på d6 är fångad.

3)




1. g2-g4 Lh5-g6 2. f4-f5 och löparen på g6 är instängd.

4)




1. g2-g3 och löparen på h2 är instängd. Vit fortsätter med Kf1-g2xh2.

5)



1. La4-c2 och springaren på b1 är instängd.

6)




1. f4-f5 och vit spelar g2-g4 i nästa drag och löparen på h5 är fångad.


Instängning 3

Vad gör vit i ställningarna nedan?


1)




2)




3)




4)



5)




6)




Svar - Instängning 3

1)




1. h2-h4 och springaren på g5 är instängd.

2)




1. e2-e3 och springaren på d4 är instängd.

3)




1. e4-e5 d6xe5 2. d4xe5 och löparen på f6 är instängd.

4)




1. c2-c4 I nästa drag spelar vit a2-a3 och tornet på b4 är instängd.

5)



1. Ld3-e4 Dc6xb7 2. Le4xb7 och tornet på a8 är instängd.

6)




1. Tc1-c8 Db8xc8 2. Sd5-e7+ Kg8-h8
3. Se7xc8


Överlastning 1

Vad gör vit i ställningarna nedan?


1)




2)




3)




4)



5)




6)




Svar - Överlastning 1

1)




1. Td1xd8+ Ke8xd8 2. La3xf8

4)




1. Le4xc6 Ld7xc6 2. Te1xe7

2)




1. Lg5xf6 g7xf6 2. Sc3xd5

5)




1. Sd5xf6+ g7xf6 2. Te3xe8+ Td8xe8
3. Te1xe8+

3)



1. Se4xf6+ g7xf6 2. Td1xd7

6)




1. Lg5-h6+ Kf8-g8 2. Te3xe8+


Överlastning 2

Vad gör vit i ställningarna nedan?


1)




4)




2)




5)



3)




6)




Svar - Överlastning 2

1)




1. Tb6xe6 Lf7xe6 2. Lb1xg6

2)




1. f4-f5 Sc6-e8 2. Sd5xc7

3)




1. Le4xc6 Le8xc6 (1...Le7xa3 2. Lc6xe8)
2. La3xe7

4)




1. Sd4xc6 Te5xe1 (1...bxc6 2. Te1xe5)
2. Sc6xe7+ Kg8-h8 3. Tf1xe1

5)



1. Lc4xf7+ Ke8xf7 2. Dd1xd8

6)




1. Tb6xe6 Lf7xe6 2. Lb1xg6


Överlastning 3

Vad gör vit i ställningarna nedan?


1)




2)




3)




4)



5)




6)




Svar - Överlastning 3

1)




1.Lg5xf6+ Kg7xf6 2.Dd3xd7

2)




1.Lg2-h3+ Kc8-b8 (1...Td8-d7 2.Td1xd7)
2.Td1xd8 matt

3)




1.Se5xd7 Td8xd7 2.Te1-e8 matt

4)




1.Le3xf4 Td5xd2 (1...Lc7xf4 2.Td2xd5
Td8xd5 3.Td1xd5) 2.Lf4xd2

5)



1.b4-b5 Sa6-c5 2.Sd5-c7+ Ke8-f8
3.Sc7xa8

6)




1.Dd5xa8 Td8xa8 (1...De7xe1 2.Da8xd8+
Kg8-h7 3.Tf1xe1) 2.Te1xe7


Bindning 1

Vad gör vit i ställningarna nedan?


1)




4)




2)




5)



3)




6)




Facit - Bindning 1

1)




1. Tb1-e1 (eller Tf1-e1) De5xe1 2. Tf1xe1+

2)




1. Le2-g4 och vit vinner svarts torn.

3)




1. Td1-d8 De8xd8 2. Lf6xd8

4)




1. f2-f4 och vinner pjäs.

5)



1. Te1-c1 Kf7-f6 2. Tc1xc4 Tc8xc4
3. Lb3xc4

6)




1. e4-e5 och vit vinner springaren på d6.


Bindning 2

Vad gör vit i ställningarna nedan?


1)




4)




2)




5)



3)




6)




Facit - Bindning 2

1)




1. Le1-c3

2)




1. Td1xd4 Td7xd4 2. Le1-c3 följt av
3. Lc3xd4.

3)




1. Te1xe5 Te8xe5 2. Lc1-f4 Tg8-e8 3. Lc1-f4

4)




1. Te1xe5 Lg7xe5 2. Tb1-e1

5)



1. Sg2-f4 Sc6-e7 2. Te1-d1 med slag på d5 i nästa drag. Vit har tre pjäser som hotar på d5. Svart har två som garderar. Vit vinner pjäs.

6)




1. Te2xe5 Te7xe5 2. Ld2-f4 Kc7-d6 3. d3-d4 med slag på e5 i nästa drag.


Bindning 3

Vad gör vit i ställningarna nedan?


1)




2)




3)




4)



5)




6)




Facit - Bindning 3

1)




1.Dg1-a1

2)




1.Te1xe5 De7xe5 2.Tc1-e1

3)




1.Le3-d4 Kd8-e7 2.g4-g5 Sf6-h5 3. Ld4xh8

4)




1.Te3-e8 Db4-d6 2.Te8xd8+ Dd6xd8
3.Te1-e8 Dd8xe8 4.La4xe8

5)



1.Te3xe5 Dd6xe5 2.Ld2-c3 d5-d4
3.Lc3xd4 De5xd4 4.Se2xd4

6)



1.Sc3xd5 c6xd5 2.Td1-c1